

Certofix[®] Paed

Highest CVC quality for
infant and child patients



Central Venous Catheters

More certainty, more safety, more success

B | BRAUN
SHARING EXPERTISE

Central Venous Catheters

Getting it right for the little ones

The whole of B. Braun's long CVC experience and cutting edge expertise is brought to bear in the Paed range of central venous catheters. The highest quality and most modern features are sized to fit the special requirements of infants and children – giving clinicians the certainty they seek in treating young patients.



Ideal lumen array

- Optimized for high-level therapy
- One to three lumens for multi-option intensive care therapy – especially designed and fitted for young patients
- The two-lumen catheter is available in 22 G/22 G and 18 G/20 G – allowing the right flow rate for any therapy strategy




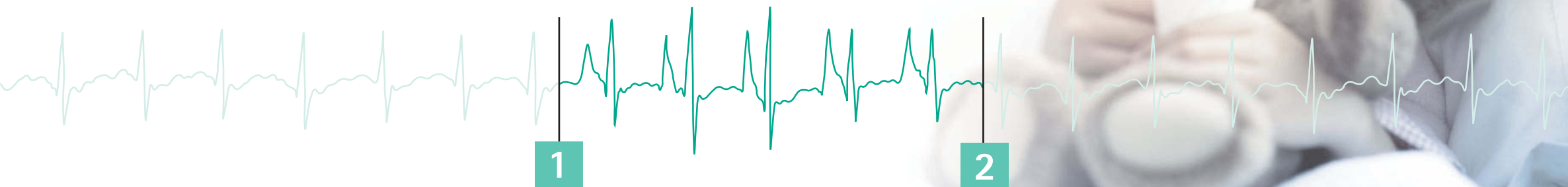
ECG-lead position monitoring

- Real-time placement verification
- On-the-spot certainty without the delays and expense of x-ray exposure
- Standard in all Certofix® catheters

- 1 A quick look at the ECG monitor shows: The P wave is clearly elevated indicating that the catheter tip is directly before the right atrium.
- 2 The catheter tip has been withdrawn 2 to 3 cm in the superior vena cava and the P wave has normalized. Now the catheter has reached its final verified position.

Product Type	Puncture needle	Catheter diameter in F	Catheter length in cm	Lumen in G	Code No. (REF)
Mono Paed S 110	S	1	10	22	4160177
Duo Paed S 408	S	4	8	D22/P22	4166906
Duo Paed S 413	S	4	13	D22/P22	4166922
Duo Paed S 420	S	4	20	D22/P22	4166949
Duo Paed S 508	S	5	8	D18/P20	4167112
Duo Paed S 513	S	5	13	D18/P20	4167139
Duo Paed S 520	S	5	20	D18/P20	4167155
Trio Paed S 508	S	5	8	D20/M22/P22	4167228
Trio Paed S 513	S	5	13	D20/M22/P22	4167244
Trio Paed S 520	S	5	20	D20/M22/P22	4167260

Legend: S: Seldinger needle



The new certainty


Central Venous Catheters

Certofix® Paed ...

... from B. Braun – real-time placement verification using ECG-lead position monitoring. Documented safe and reliable also for small children and infants. The evolving standard for cost-effective confirmation of catheter position.

User benefits

- Well-established procedure in routine clinical practice
- High reliability through easy handling
- No chance of unrecognized catheter misplacement
- Economical time-saving technique
- No x-ray exposure for positioning control



B | BRAUN
SHARING EXPERTISE

B. Braun Melsungen AG

P.O. Box 1120
D-34209 Melsungen
Tel +49(0) 56 61 71-0

www.bbraun.com
www.cvc-partner.com