
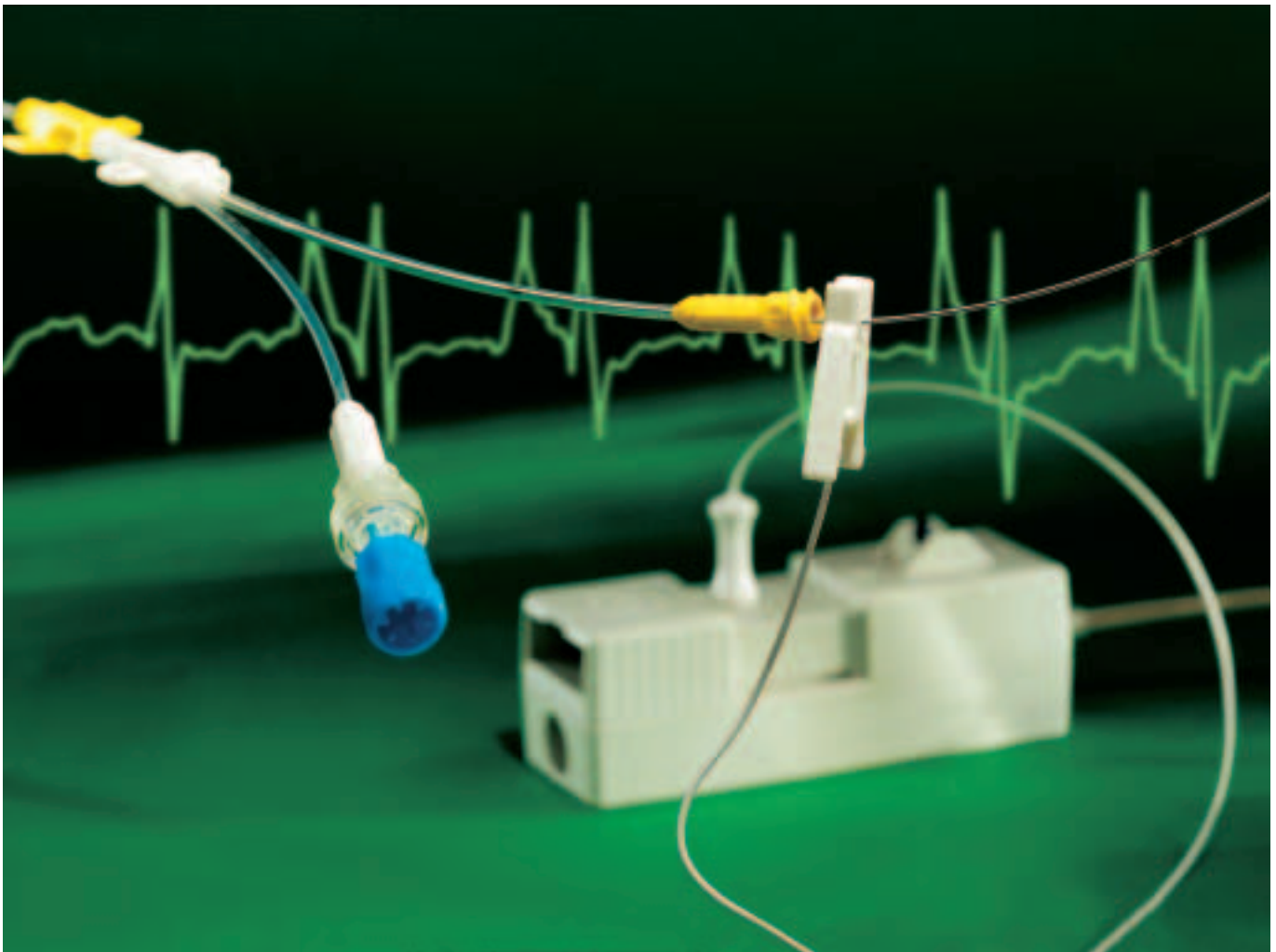


Certofix[®]

Central venous catheter for placement using the Seldinger technique with simultaneous ECG lead option



Rapid, simple and reliable catheter positioning without X-ray control

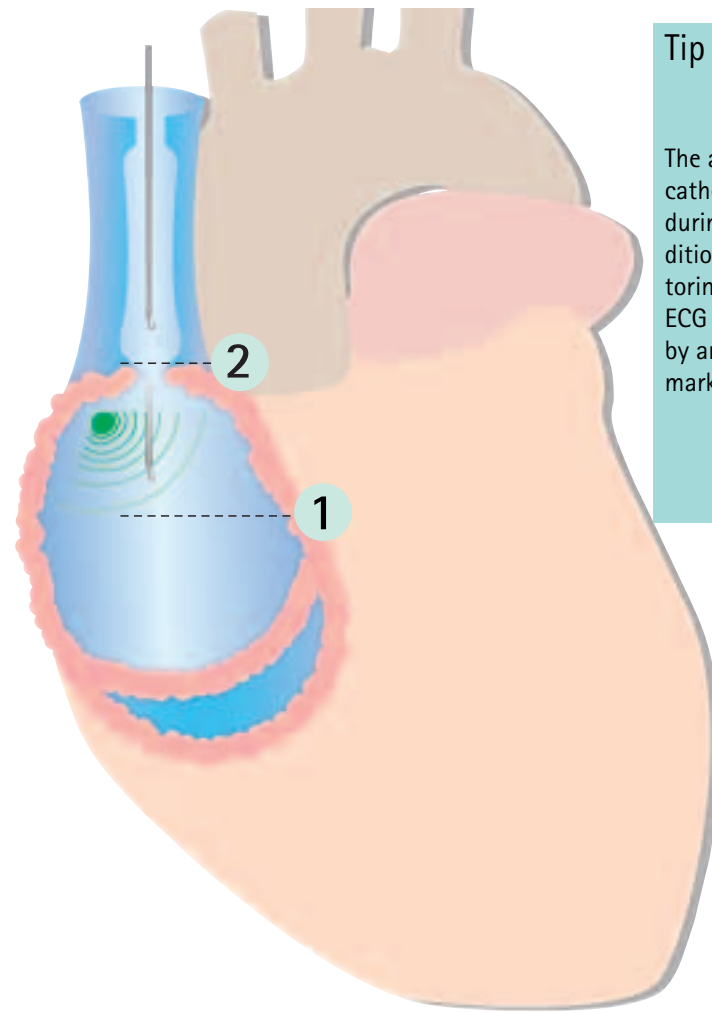
B | BRAUN

Certofix®

Central venous catheter for placement using the Seldinger technique with simultaneous ECG lead option

Rapid and simple positioning check during catheterization via the atrial ECG

- n enables immediate corrective measures to be made in the case of initial incorrect positioning of the catheter
- n helps prevent subsequent complications, particularly the risk of pericardiac perforation and catheter-induced cardiac arrhythmias
- n replaces the X-ray, thus reducing the time needed and costs involved



Tip alignment

The alignment of the catheter and wire tips during placement is a condition for position monitoring using an intra-atrial ECG lead. It is guaranteed by an additional wire marking.

ECG lead for gentle, reliable and economical catheter positioning

- n no X-ray required, no radiation exposure
- n no incidents with contrast medium
- n effortless identification of the P wave and thus clear verification of position
- n no subsequent re-catheterization due to incorrect positioning
- n reduced costs of equipment and staff

Certodyn® universal adapter – the rapid connection to the ECG monitor

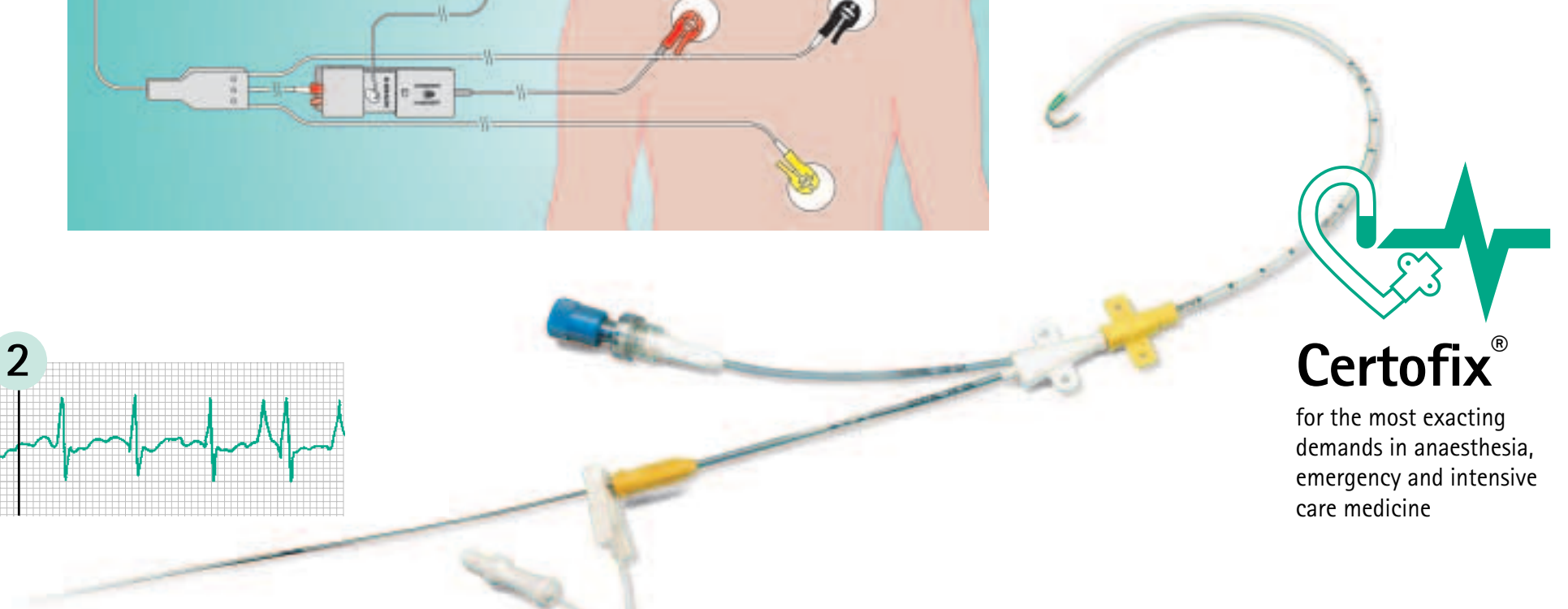
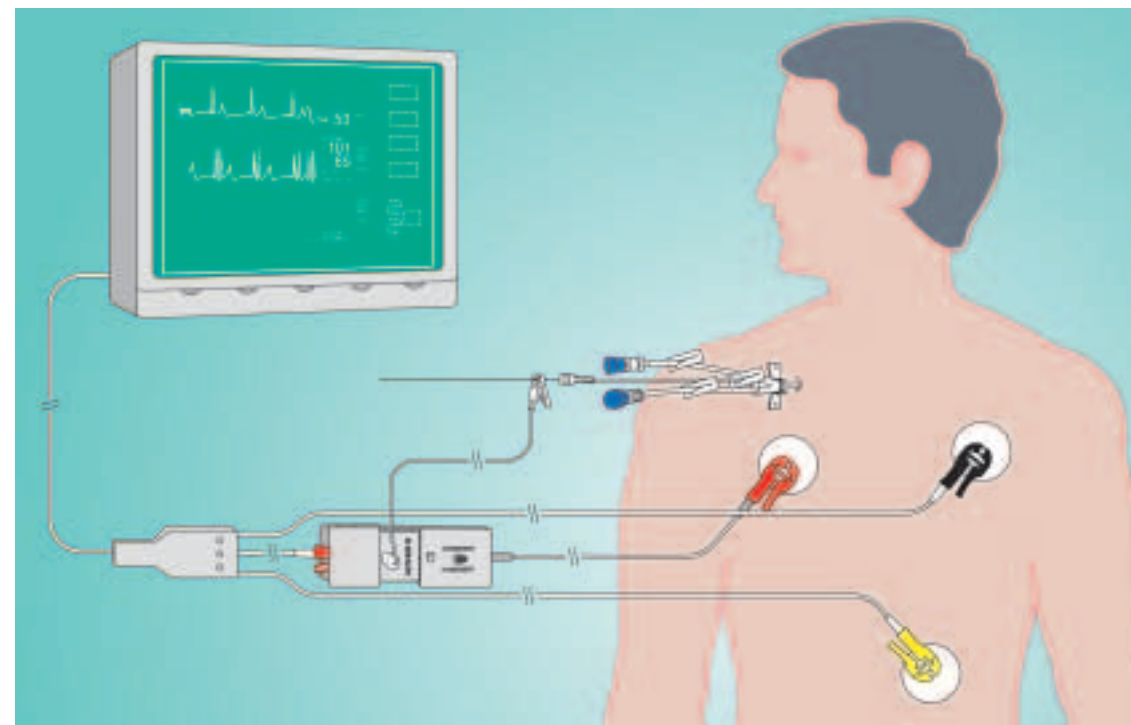
- n The Certodyn® universal adapter can be combined with nearly all patient cables (see figure)
- n May be switched from extracorporeal to intra-atrial ECG

Medicolegal aspects

ECG position monitoring provides for an equivalent level of documentation through accompanying ECG printout as would be normally available by X-ray position monitoring.

P wave change indicates correct catheter position

- 1 Catheter tip is in right atrium, indicated by an elevated P wave.
- 2 The catheter tip has been removed from the right atrium and the P wave has normalized. The Certofix® catheter is withdrawn a further 2–3 cm to reach its final position.



Certofix®

for the most exacting demands in anaesthesia, emergency and intensive care medicine

B | BRAUN
HOSPITAL CARE

B. Braun Melsungen AG
P.O.Box 1120
D-34209 Melsungen
Tel + 49 5661 71-0
Fax + 49 5661 71-20 44
www.bbraun.com